























Category	Standards or Test Criteria	EN-60KDS
UL Recognized Component		✓
UL File No.		E246126 E362969
IEC 60601-1	Complies with the requirements of a galvanic separator in accordance with IEC 60601-1 (Ed. 3.1)	✓
IEC 60601-1-2	Complies with the requirements of IEC 60601-1-2	✓
ANSI/AAMI ES 60601-1	Complies with the requirements of ANSI/AAMI ES60601-1	✓
CAN/CSA-C22.2 No. 60601-1	Complies with the requirements of CAN/CSA-C22.2 No. 60601-1	✓
Low Voltage Directive	Complies with the requirements of the directive 2014/35/EU	✓
EMC Directive	Complies with the requirements of the directive 2004/108/EU	✓
RoHS Directive	Complies with the requirements of the directive 2011/65/EU	✓
Lead-free	Contains no lead-containing substances, and is manufactured with lead-free solder	✓

## 9.7 ISOLATION DIAGRAM

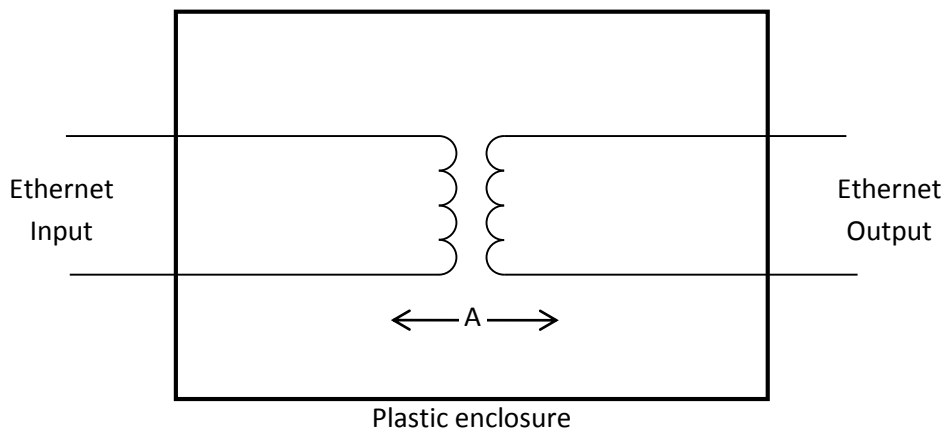


Figure 7. Isolation diagram for EN-60KDS

Area	Number and type of Means of Protection	Material Group (from CTI)	Maximum Operating Voltage		Required creepage distance (mm)	Required clearance distance (mm)	Measured creepage distance (mm)	Measured clearance distance (mm)
			V AC	V <sub>peak</sub>				
A	2 MOPP *	IIIb †	400	565	12.0	7.0	12.0	9.0

\* MOPP = Means of Patient Protection

† Materials in the Material Group IIIb have a Comparative Tracking Index (CTI) value between 100 and 175.

## 9.8 FREQUENCY RESPONSE

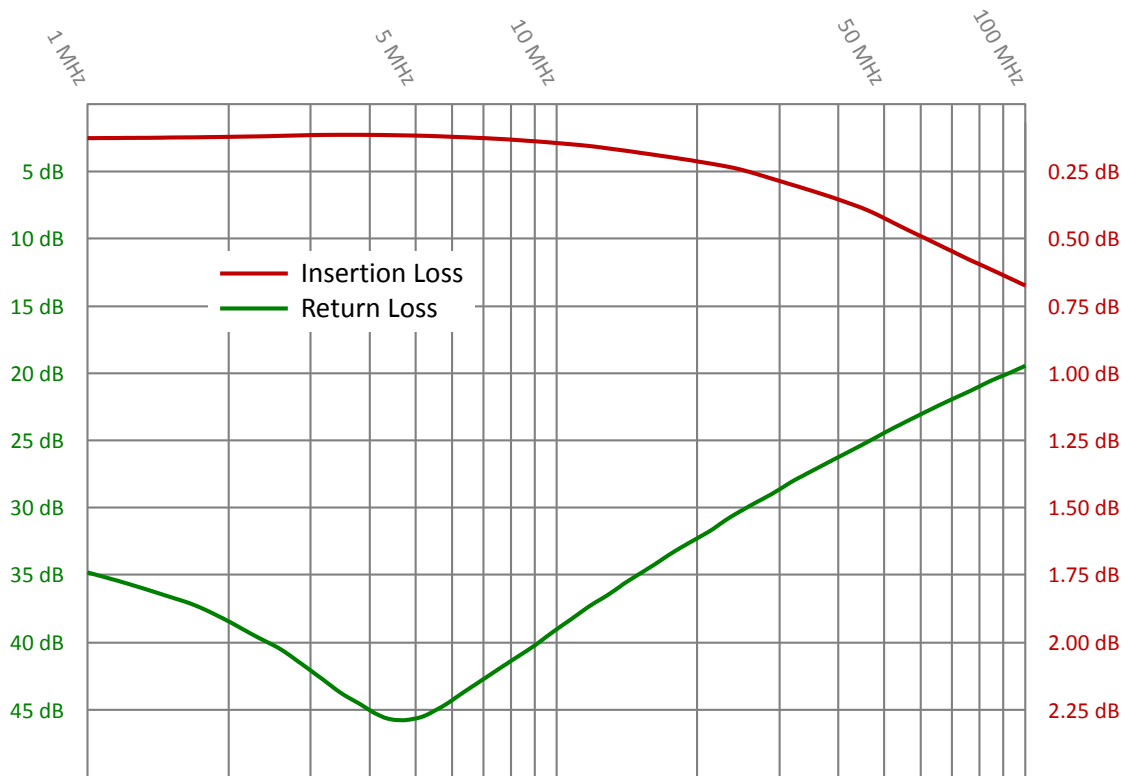


Figure 8. Typical frequency response for EN-60KDS with a 200 mm cable stub length

## 10 SCHEMATIC DIAGRAM

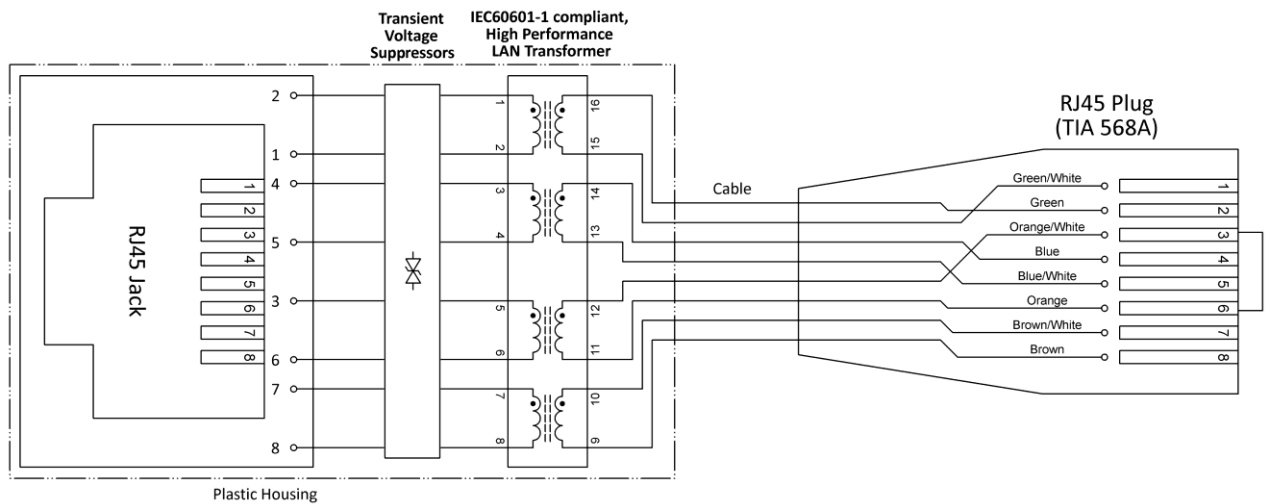


Figure 9. Schematic diagram of the EN-60KDS

## 11 PACKAGING






Contents:

- EN-60KDS
- Installation Guide

A packaging label provides the following information:

- Article Description
- Quantity
- Cable Length
- Plug Angle
- Order Code (OC)
- Date of Manufacture
- Serial Number (SN)
- The Serial Number is printed as both a linear (Code 128) and a 2-D Barcode (Data Matrix)

## 12 PRODUCT MARKINGS

	<p>Through this mark, the conformity of the product with all applicable EU Directives is confirmed.</p>
	<p>Designates the product as a UL "Recognised Component"; File number E249126.</p>
	<p>The product may not be disposed of in domestic rubbish.</p>
	<p>This product contains no substances containing lead and is manufactured using lead-free solder.</p>
	<p>This product meets the requirements of EU Directive concerning the limitation of the use of certain hazardous substances in electric and electronic equipment.</p>

## 13 SCHEDULED MAINTENANCE

When used as directed, EMOSAFE Network Isolators are maintenance-free.

## 14 ENVIRONMENTAL PROTECTION INFORMATION

This device contains electronic components. At the end of its service life it is to be returned to the manufacturer for disposal.

## 15 QUALITY

---

EMO Systems operates a certified quality management system for development and production in accordance with ISO 9001 and ISO 13485. Prior to delivery, each Network Isolator is subjected to a comprehensive quality inspection. This inspection ensures, among other factors, that the attained values for leakage currents, dielectric withstand strengths, insertion losses, return losses, and near end crosstalk values all meet the specified requirements.

## 16 ACCESSORIES

---

There are currently no accessories available for the EN-60KDS.

## 17 CONTACT AND SUPPORT

---

Please find our up-to-date contact details on our website: <http://www.emosystems.de/en/contact>

Or send us an e-mail at the following address: [support@emosystems.de](mailto:support@emosystems.de)

## 18 LEGAL NOTIFICATION

---

The information provided above in this datasheet has been compiled with all due care, and is believed to be accurate and reliable. However, we cannot guarantee that the information contained is completely free from error.

The end user is responsible and liable for the proper use of this product; EMO Systems assume no liability. We reserve the right to make changes to this datasheet without notice.